

Employers

can pay using



"Macao One Account"

The following payments can be made using the "Macao One Account":



Contributions with no changes in employee's employment status during the quarter



Contributions reported electronically



Employment Fee for Non-Resident Workers

Payment Channels

Log in to your personal "Macao One Account" on a mobile phone or the website, and pay with GovPay or credit card

Operational detail

Select

"Service"



"Departments"

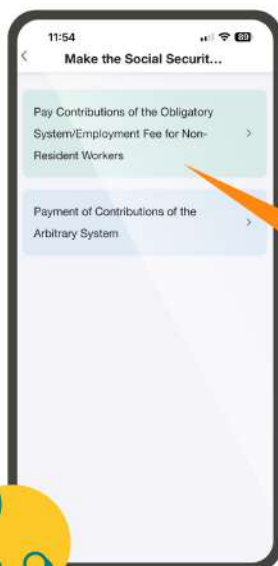


"Social Security Fund"



Make the Social Security Fund's Payments

1.



Pay Contributions of the Obligatory System/Employment Fee for Non-Resident Workers

Payment of Contributions of the Arbitrary System

2.

Payment Channels

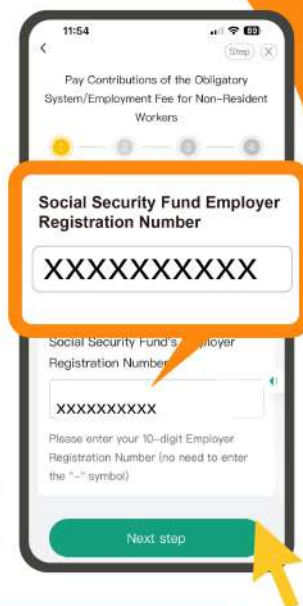
Operational detail

3.

**Input
the FSS Employer
Registration Number**

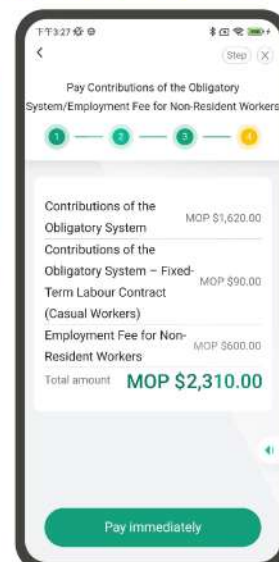
**Select the
payment advice payable**

- ✓ Contributions of the Obligatory System
- ✓ Contributions of the Obligatory System Fixed-Term Labour Contract (Casual Workers)
- ✓ Employment Fee for Non-Resident Workers



**After confirming that
the information
is correct,
select a payment method**

4.

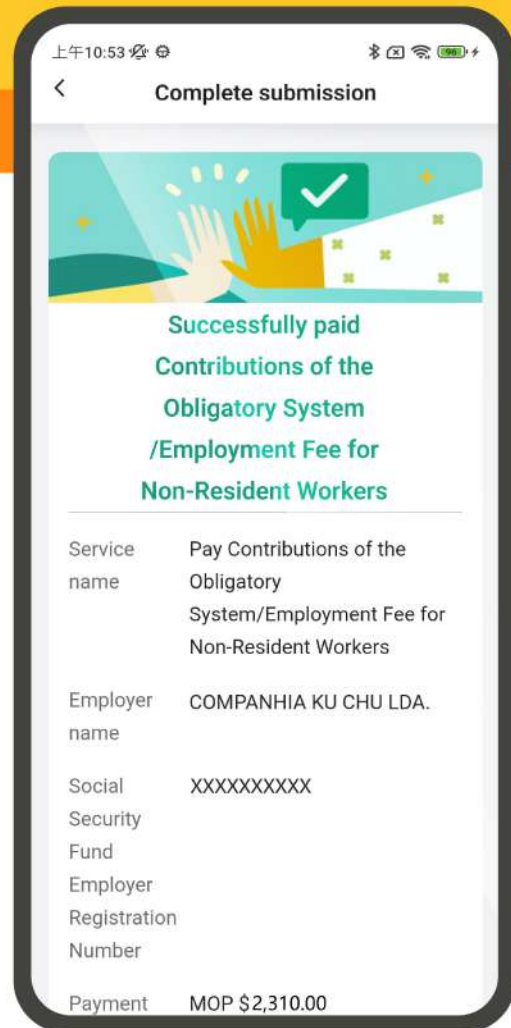


Operational detail

Payment successful!

***After completion, you can take a screenshot to save it, or view the receipt from **My e-Affairs** page on the "Macao One Account"**

5.



 2853 2850

 www.fss.gov.mo